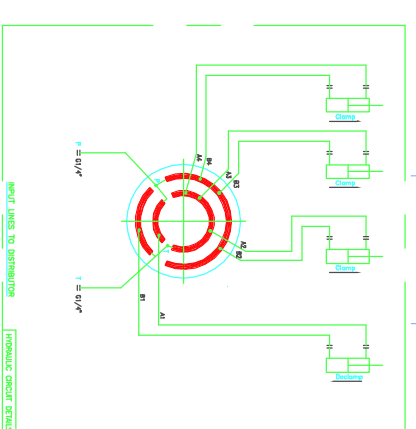
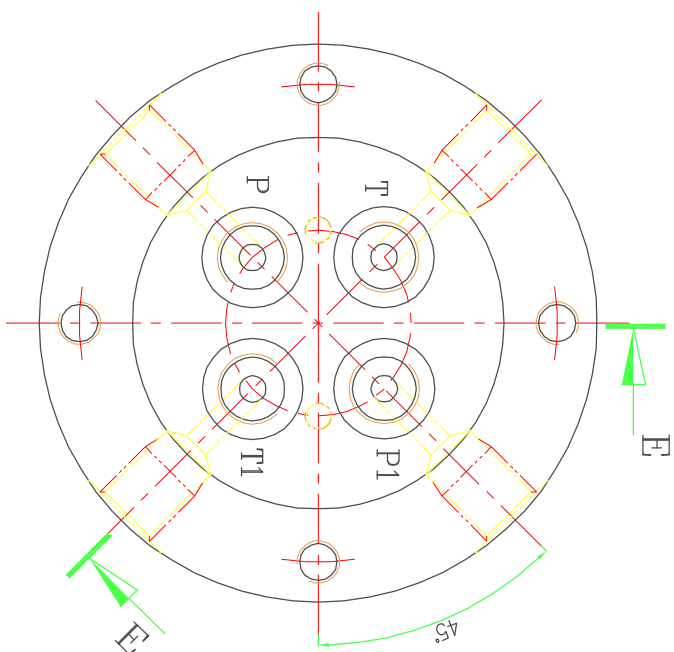
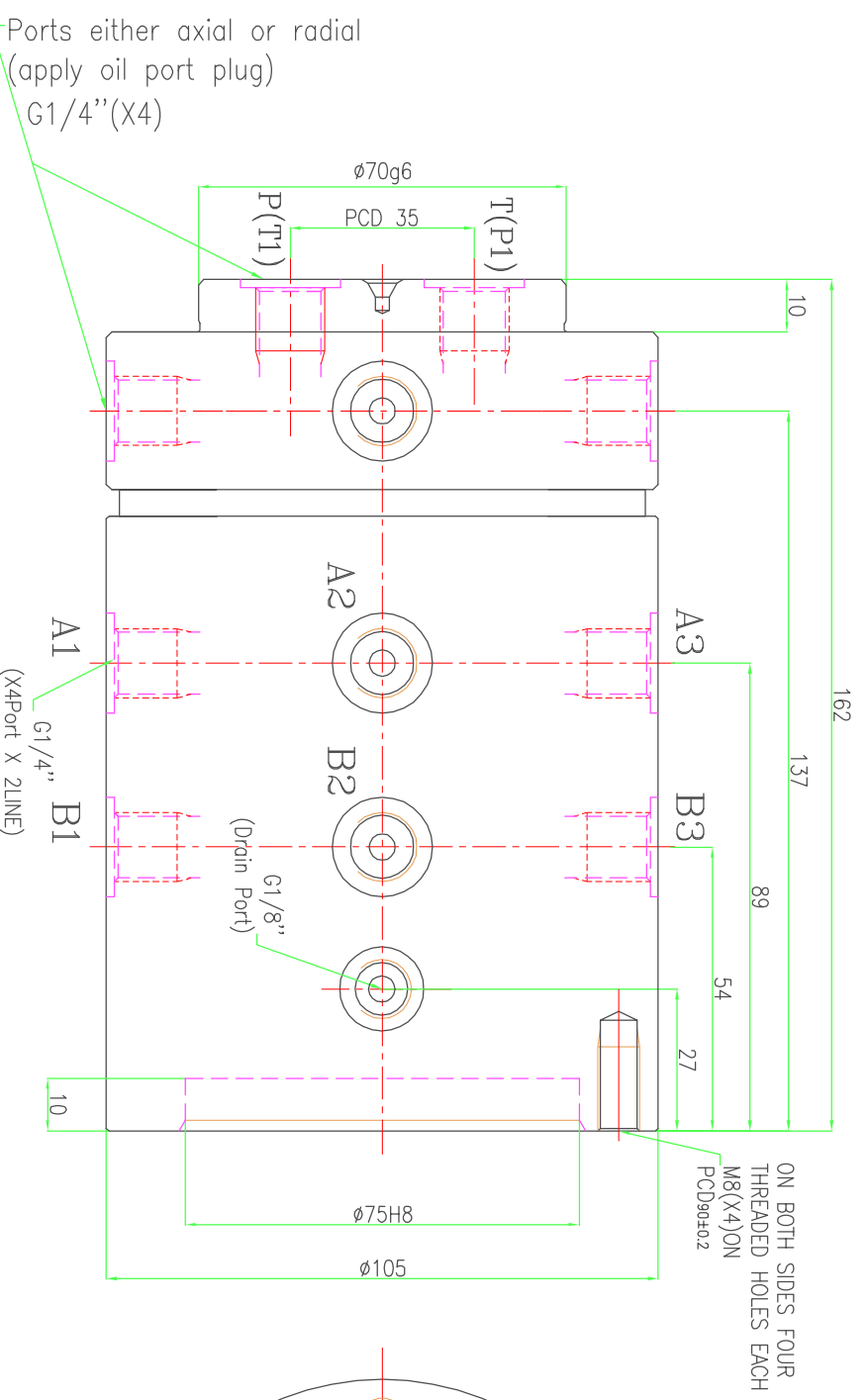


REVISION				
ZONE	REV	FROM	TD	DATE
				APPROVED



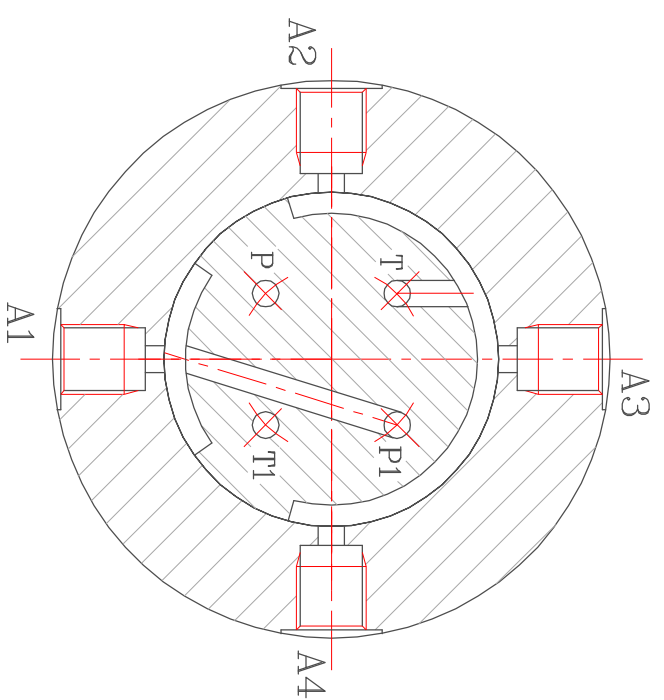
NOTE IMPORTANT:

- 1) Mounting should not induce side loading on to the rotary distributor Housing. Anti-rotation mounting should not constrain the rotary distributor side ways.
- 2) No leak port is provided. Hence Assy will have some nominal leakages, which will lubricate the phosphor bronze thrust bearing faces of the spacers.
- 3) Use always clean filtered oil in the power pack.

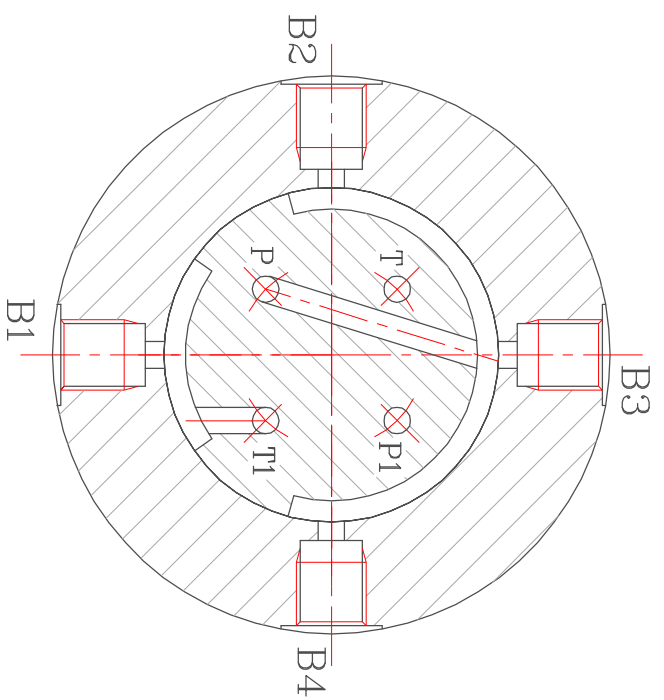
Specifications:

1. Max. operating pressure: 200 bar (Lubricants via air)
2. Operating speed range: 1 RPM (max)
3. Number of input lines to Non-rotating part: 4 Hydraulic
4. Number of output lines from the Rotating part: 1) Hydraulic – 2 lines (4 Ports)
5. Hydraulic connection size: G1/4" & G1/8" ports suitable for fittings with copper washers.

SECTION - AA



SECTION - BB



1.0 GENERAL

- 1.1 ALL DIMENSIONS ARE IN MM.
- 1.2 DO NOT SCALE THE DRG. IF IN DOUBT ASK.

NOTE: OLD NO-4.2391

SURFACE FINISH		ALL UNSPECIFIED EDGES TO BE REMOVED	
Roe value μm	0.025 0.05 0.1 0.2 0.4 0.8 1.2 2.5 5 10 20	~	~
GENERAL TOLERANCES WHERE NOT SPECIFIED			
LINEAR - LENGTH OR DIAMETER		ANGULAR IN MM OF SHORT SIDE OF	
0.5-6	6-30	30-120	120-315
±0.1	±0.2	±0.3	±0.5
		1000-2000	2000-4000
		PTO 6	±30'
		±1.2	±20'
		±1.2	±10'

W.O.NO.	SCALE	TITLE	MATERIAL	QTY
	1:1	HYDRAULIC ROTARY VALVE FOR DOUBLE ACTING	-	1
DESIGN NAME	DATE	GROUP NO.		
TIRUMAL	05.02.07			
DRAWN		SHEET NO.	OF	REV
TIRUMAL	09.02.07	1	1	1
CHECKED		DRAWING NO.		
APPROVED		V21301		