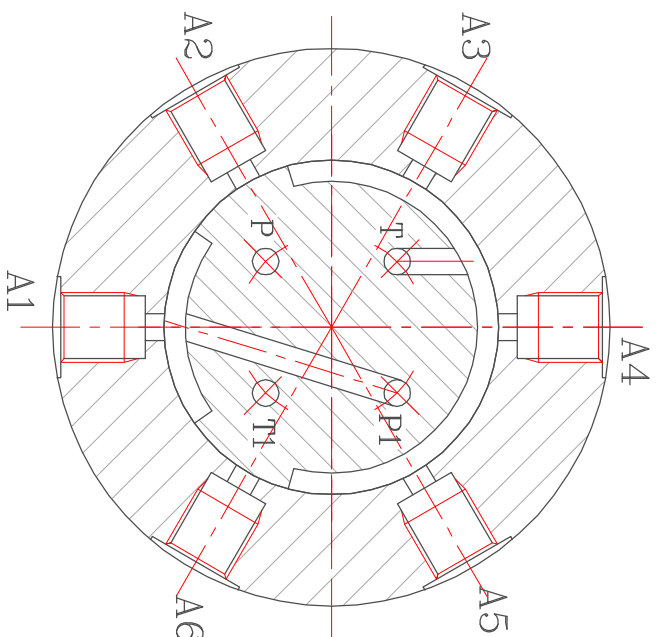
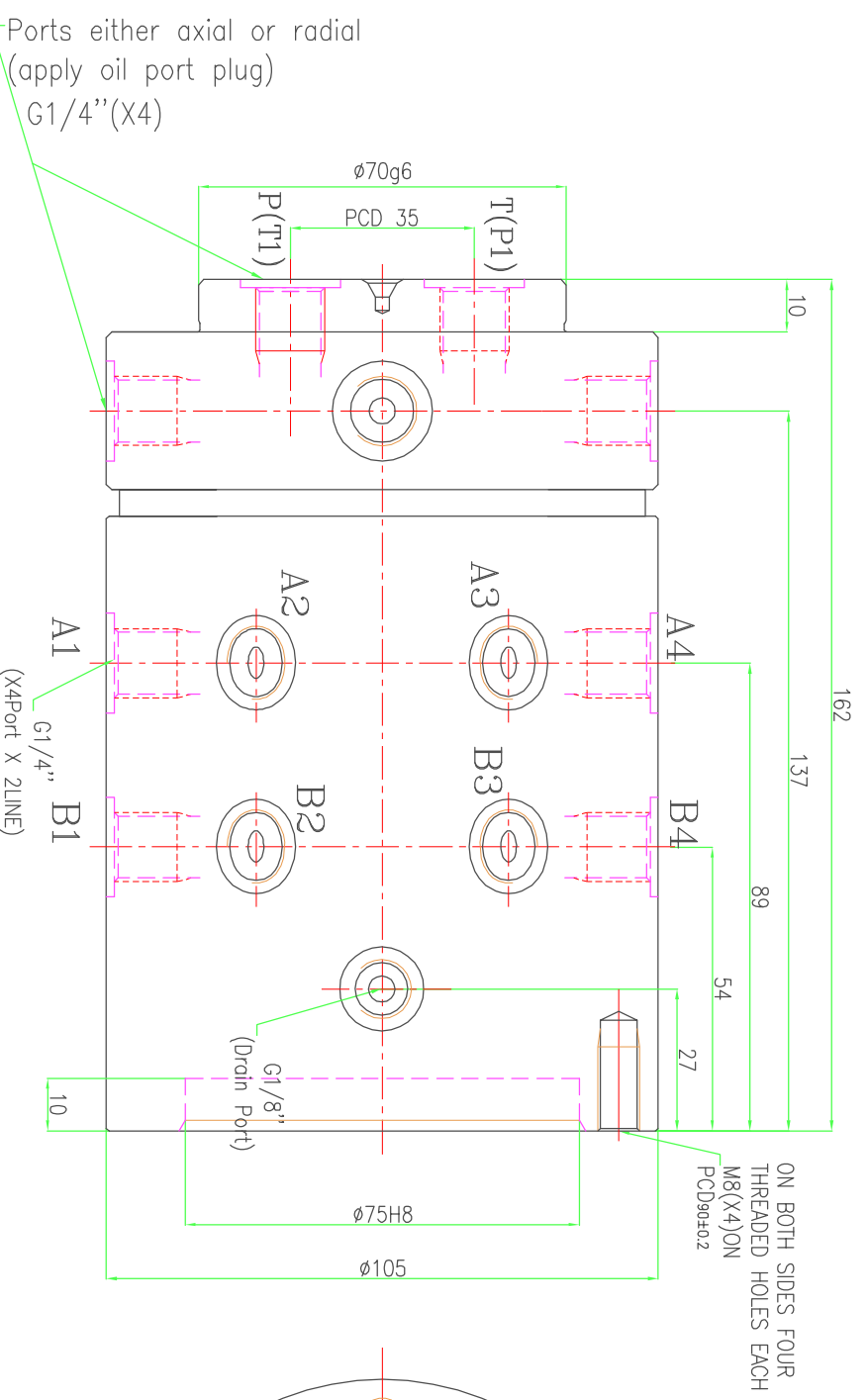
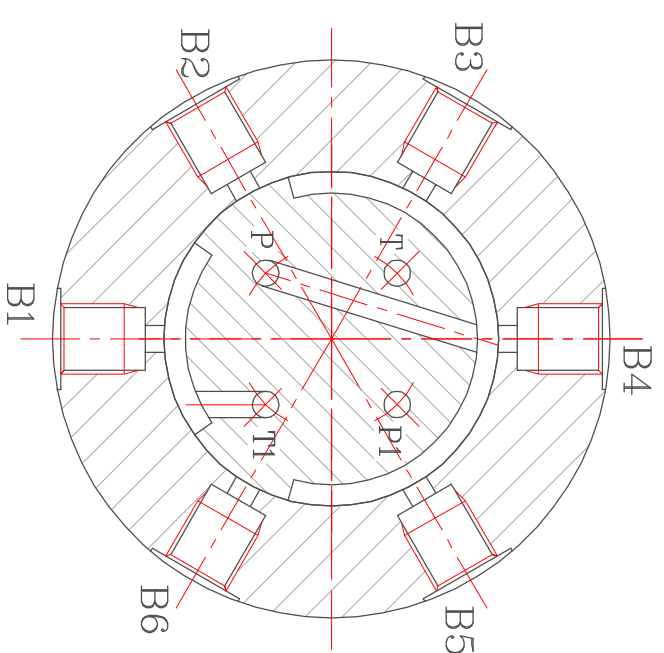


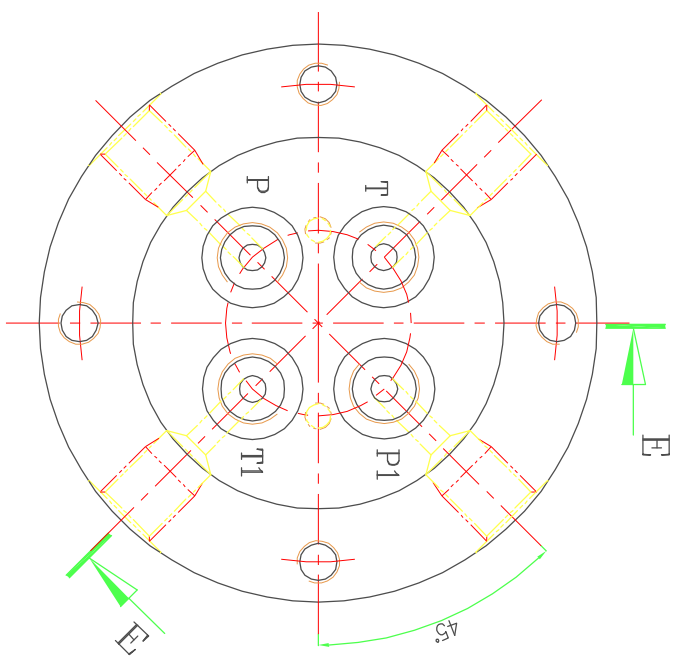
REVISION					
ZONE	REV	FROM	TD	DATE	APPROVED



SECTION - AA



SECTION - BB



NOTE
IMPORTANT:

- 1) Mounting should not induce side loading on to the rotary distributor Housing. Anti-rotation mounting should not constrain the rotary distributor side ways.
- 2) No leak port is provided. Hence Assy will have some nominal leakages, which will lubricate the phosphor bronze thrust bearing faces of the spacers.
- 3) Use always clean filtered oil in the power pack.

Specifications:

1. Max. operating pressure: 200 bar (Lubricants via air)
2. Operating speed range: 1 RPM (max)
3. Number of input lines to Non-rotating part: 4 Hydraulic
4. Number of output lines from the Rotating part: 4 Hydraulic
1) Hydraulic - 2 lines (6 Ports)
5. Hydraulic connection size: G1/4" & G1/8" ports suitable for fittings with copper washers.

SURFACE FINISH	SYMBOL	VALUE	ALL UNSPECIFIED EDGES TO BE REMOVED	QUICKLOC PVT. LTD Blore - 70					
Roe value μm	▽▽▽▽	0.025 0.05 0.1 0.2 0.4 0.8 1.6 3.2 6.3 12.5 25 50 100	TO BE REMOVED						
GENERAL TOLERANCES WHERE NOT SPECIFIED									
LINEAR - LENGTH OR DIAMETER		ANGULAR IN MM OF SHORT SIDE OF							
0.5-6	6-30	30-120	120-315	315-1000	1000-2000	PTO 6	6-30	30-120	120-400
±0.1	±0.2	±0.3	±0.5	±0.8	±1.2	±1°	±30°	±20°	±10°
W.O.NO.	SCALE	TITLE	MATERIAL		QTY				
	1:1	HYDRAULIC ROTARY VALVE FOR DOUBLE ACTING	-		1				
DESIGN NAME DATE	GROUP NO.								
TIRUMAL 05.02.07	1								
DRAWN TIRUMAL 09.02.07	SHEET NO. 1 OF 1								
CHECKED	DRAWING NO. V21302								
APPROVED	REV 1								

1.0 GENERAL
1.1 ALL DIMENSIONS ARE IN MM.
1.2 DO NOT SCALE THE DRG. IF IN DOUBT ASK.